


H.C. Gearboxes Interchangeability

YP – IRPD – IRO – IRN
Torque Up to 160K lb-in




YP

IRPD

Replacing Hub City Models:
1...6; 22, 85, 95; 200...290
Parallel Shaft Drives


IS – IRS
Torque Up to 115K lb-in
Center Distance 1" to 10"



IS

IRS


Replacing Hub City Models:
Cube, Century, GW, Spartan AI
Worm Gear Drives



IRX

Universal Bevel Gear

Replacing Hub City Models:
AD1...5; M2..3; 11, 44, 56,
65, 88; 150...2200




ICK

ISK

ICK – ISK
Torque Up to 125K lb-in

Poweratio

Replacing Hub City Models:
2000 - 3000 & 4000 Series



IRSD

IR

IRK

IR – IRK – IRSD
Torque Up to 160K lb-in

